

# The Solar System CAL

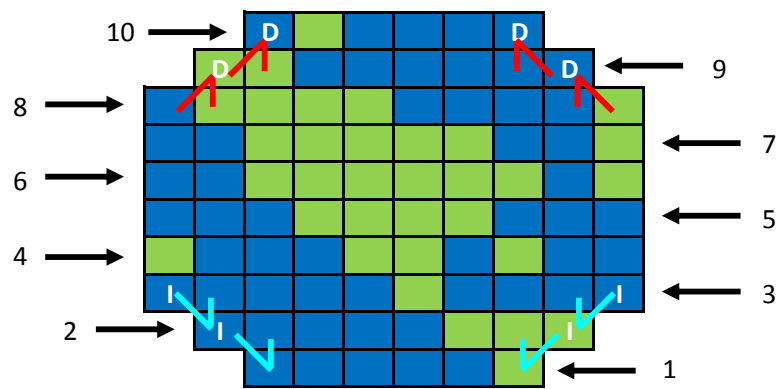
## PLANET EARTH

*Note: Work in single crochet, carrying your yarn across the back of the applique. For a video tutorial, or to find more planet patterns, visit:*







[www.twoheartscrochet.com/solar-system-cal/planets](http://www.twoheartscrochet.com/solar-system-cal/planets)

*I highly encourage you to watch the video!*

To begin: with BLUE, chain 5. Change to green, then chain 2 (1 for the green block and one for turning). Then, starting in the 2nd chain space from the hook, work row 1 as indicated by the chart. Remember to make your color changes before you finish the last stitch of your previous color (e.g. if you're changing to blue, switch to green before finishing your last blue stitch).



### CHART SYMBOLS:

  AND   AND I = INCREASE  
  AND D = DECREASE

To finish, use BLUE and work a single crochet border all around the sphere, working 1 sc in each stitch all the way around.

For more detailed instructions, please watch the video tutorial here:

[www.twoheartscrochet.com/solar-system-cal/planets](http://www.twoheartscrochet.com/solar-system-cal/planets)